


## SANTIAM SCRAPPERS BOM for March, 2004

(Reprinted from Scrappers Snippets Newsletter 01/25/04)

# IRISH WINDS

(12" x 12" Finished Size)



With St. Patrick's Day just around the corner, I thought something in shades of green would be appropriate. This block isn't difficult but is fun to put together.



**Emerald Green** – Cut four 3 7/8" squares. Cut each 3 7/8" square into two triangles for a total of eight (8) triangles.

Cut eight (8) rectangles 3 1/2" x 2" each.

**Light Green** – Cut four 3 7/8" squares. Cut each 3 7/8" square into two triangles for a total of eight (8) triangles.

Cut eight (8) rectangles 3 1/2" x 2" each.

I put this block together by assembling all of the triangles into squares first. I then put together the four center squares and pressed the middle seam open to eliminate some of the bulk. Next I stitched four rectangles together, then attached that section to the left side of the center squares section. I repeated this process for the right side of the center squares section. Next, I put the top row together and stitched it to the center section. I repeated this for the bottom row. Your block is done!



## Erin go Bragh

(Ireland Forever!)