


**Kanned Punkin'**  
(10" x 10" Finished Size)



I started with a block called School Girl's Puzzle, made a few changes, and ended up with this one. Since this is for the October BOM, I used Halloweenie colors for it. Have fun.



**Dark Brown** - Cut three 3 3/8" squares. Cut each square into triangles to end up with six triangles.  
**Medium Orange** - Cut three 3 3/8" squares. Cut each square into triangles to end up with six triangles.  
**Light Beige or Other Neutral Color**(background) - Cut six 3 3/8" squares. Cut each square into triangles to end up with twelve triangles. Cut one 5 1/2" square.

Piece together as shown in the picture.

I rotated every other block in the following quilt:



Here are a couple of color variations on the center square:



Quilt showing the color variations:

